



# OPTUM AFS CONNECT™

TRACTORS FROM  
250 - 300HP



**CASE IH**



# THE OPTUM AFS CONNECT

## MADE FOR THE REAL PRO

### THE NEXT LEVEL OF **PRODUCTIVITY**

- AFS Connect telematics - The pivotal feature of the Optum AFS Connect tractor series
- Expanded service functions
  - Remote diagnosis and service
  - Remote access to monitor
  - Software/Firmware over the air (FOTA)
- MyCase IH platform

### THE NEXT LEVEL OF **PROACTIVITY**

- Further improved Multicontroller operating armrest
- Intuitive AFS Vision Pro operating system with the AFS Pro 1200 High-Definition (HD) monitor
- New encoder button for easy system navigation and setup
- Industry-leading programmable hotkey - can be programmed with over 100 functions
- New, high-res instrument panel on the a-pillar
- Keyless entry and theft protection

### THE NEXT LEVEL OF **PROFITABILITY**

- Economical, reliable engines from 250 rated horsepower to 313 max. horsepower
- Optimal efficiency - 50kph at 1,600rpm (CVXDrive)
- Large range of tyres available up to a diameter of 2,15m
- Pressure flow compensated pump with up to 220l/min flowrate
- Rear linkage with up to 11,058kg lifting power





#### THE NEXT LEVEL OF PROTECTION

- 3 Years SAFEGUARD CONNECT Package includes:
  - 3 years extended warranty
  - 3 years AFS Connect services
  - 24/7 MAXSERVICE
  - Pre-season check
  - Operator training by the dealer
- CNHi Capital professional financing solutions for every investment

**CASE IH**







# INDEX

OPTUM AFS CONNECT - MADE FOR THE REAL <b>PRO</b>	02 - 03
THE NEXT LEVEL OF <b>PRO</b> DUCTIVITY	06 - 09
THE PERFECT TRACTOR FOR EVERY NEED - ADVANCED OR <b>PRO</b> FESSIONAL EDITIONS	10 - 11
CAB	12 - 25
ENGINE, TRANSMISSION, CHASSIS	26 - 35
PTO & HYDRAULICS	36 - 41
AFS & AFS CONNECT & HMC II	42 - 49
SERVICE	50 - 55
SUSTAINABILITY & ST.VALENTIN - HOME TO THE OPTUM AFS CONNECT	56 - 57
SPECIFICATIONS	58 - 59



# THE NEXT LEVEL OF **PRODUCTIVITY**

A groundbreaking tractor for big projects

THE OPTUM AFS CONNECT HAS ALWAYS BEEN THE FIRST CHOICE FOR REAL PROS: WITH ITS POWERFUL YET EFFICIENT ENGINES UP TO 313 HORSEPOWER, THE CONTINUOUSLY VARIABLE CVXDRIVE TRANSMISSION AND ITS COMPACT SIZE, THE OPTUM HAS SET NEW STANDARDS FOR HIGH-PERFORMANCE TRACTORS. NOW, WE ARE TAKING ANOTHER IMPORTANT STEP INTO THE DIGITAL FUTURE OF PRECISION FARMING.

## BRING YOUR FARM TO THE NEXT LEVEL

The Optum AFS Connect features a brand new cab and innovative software solutions. Farm managers and operators can transfer information wirelessly between the tractor, a phone, a tablet or a desktop computer. Powered by AFS Connect Telematics, you have the freedom to take the right decisions supported by all available data – at the right time, anywhere and from any device. Increase your operation's efficiency while still in the field.

## PROFIT FROM PURE FREEDOM

The AFS Vision Pro concept featuring the innovative AFS Pro 1200 touchscreen monitor with bluetooth functionality is standard in the new Optum AFS Connect. It was developed in cooperation with farmers all over the world for maximum user-friendliness and productivity.

MODELS	Rated power ECE R120 <sup>1)</sup> @ 2,100rpm (kW/hp(CV))	Maximum power ECE R120 <sup>1)</sup> @ 1,800rpm (kW/hp(CV))	Max. pump flow rate Standard (Optional) (l/min)	Max. lift capacity (kg)	Wheelbase (mm)
Optum 250 CVXDrive	184 / 250	201 / 273	165 / -	11,058	2,995
Optum 270 CVXDrive	199 / 271	212 / 288	165 / 220	11,058	2,995
Optum 300 CVXDrive	221 / 300	230 / 313	165 / 220	11,058	2,995

<sup>1)</sup> ECE R120 corresponds to ISO 14396 and 97 / 68 / EC





### 1 NEW OPERATING CONCEPT

- Multicontroller armrest with integrated high-res AFS Pro 1200 HD monitor
- Case IH dial button encoder for quick access to the work and setting menus
- Colour performance monitor on the right A-pillar for information at a glance

### 2 AFS VECTOR PRO RECEIVER

- Consolidated and integrated design components to ensure guidance consistency and accuracy

### 3 SUPREME RIDE COMFORT

- Mechanical cab suspension
- Active driver seat
- Suspended front axle

### 4 360° LED LIGHT PACKAGE

- Operate whenever you need to with up to 22 LED lights that provide superior visibility at night

### 5 EFFICIENT POWER TRANSFER

- CVXDrive - Continuously-variable transmission from 0-40 or 50kph ECO with Active Hold Control

### 6 ENGINE

- 6 cylinder 6.7l FPT turbodiesel with intercooler and wastegate turbocharger
- An eye on the environment: All Optum models meet strict Euro Stage V emissions standards
- No external cooled exhaust gas return needed
- Reversible eco-fan keeps the radiator grill clean
- 750 hour service interval



## **EVEN STRONGER. EVEN SMARTER. EVEN BETTER.**

The new Optum AFS Connect delivers on all fronts

**OPTUM HAS THE POWER TO BRING YOUR FARM TO THE NEXT LEVEL. WITH ALL-NEW FEATURES SUCH AS THE AFS VISION PRO OPERATING SYSTEM, YOU HAVE EVERYTHING AT YOUR FINGERTIPS TO MAKE FARMING MORE EFFICIENT. PRECISION FARMING, PERSONALISED SETTINGS AND CONNECTIVITY SOLUTIONS ARE ALL INTEGRATED INTO AN INTUITIVE SYSTEM THAT'S HEAD AND SHOULDERS ABOVE THE COMPETITION.**





### **FREEDOM TO FARM THE WAY YOU WANT**

Farming is your life -- but it's not your whole life. AFS Connect gives you the freedom to be exactly where you need to be, whether it's in another field or at your daughter's football game. You can take the driver's view with you wherever you go. Integrated telematics solutions network your operation, your fleet, and your data. Leverage the data you're already generating to make informed management decision -- from the office, from the field, or from the road.

### **PROGRESS TO THE NEXT LEVEL**

The complete redesigned interior features premium materials and an unprecedented level of quality. The controls have been arranged for maximal ergonomics, even the Multicontroller armrest can be height and length adjusted to suit you personally. We've even thought of the details: 5V USB ports, 12V power outlets, 4.1 sound system with subwoofer, plenty of storage space and a 230V power supply make the cab feel a little more like home.

### **EXACTLY WHAT YOU NEED**

Optum AFS Connect operators will enjoy the clarity of the AFS Pro 1200 HD touchscreen. Customise your interface to keep the functions you need in view. With an optional remote key fob, your cab locks and unlocks just like your car. Once active, the immobilizer anti-theft system must detect the keyfob before allowing the tractor to start.



# THE PERFECT TRACTOR FOR EVERY NEED

Enter the next **PRO**-LEVEL

**YOUR MACHINE, YOUR CHOICE AS A PRO. CHOOSE FROM OUR ADVANCED AND PROFESSIONAL EDITIONS OR TAILOR YOUR OPTUM AFS CONNECT TO YOUR NEEDS.**





## ADVANCED

Advanced features for daily operations

- CVXDrive continuously variable transmission (40kph Eco or 50kph Eco options)
- Electro-hydraulic remotes and powerful hydraulic pump (165l/min or 220l/min optional)
- 4 speed PTO (540/540E/1,000/1,000E)
- Electronic park lock is standard
- Air conditioning, passenger seat & cab suspension
- Front axle suspension is optional
- Intuitive AFS Pro 1200 touchscreen monitor
- Optional advanced headland management (HMC II), AccuGuide autoguidance and AFS Connect telematics
- ISOBUS Class II or III optional

## PROFESSIONAL

Unlock the full potential of the tractor

- CVXDrive continuously variable transmission (40kph Eco or 50kph Eco options)
- Electro-hydraulic remotes and powerful hydraulic pump (165l/min or 220l/min optional)
- 4 speed PTO (540/540E/1,000/1,000E)
- Electronic park lock is standard
- Air conditioning, passenger seat & cab suspension
- Front axle suspension is optional
- Intuitive AFS Pro 1200 touchscreen monitor
- Advanced functionality Joystick is standard
- Optional advanced headland management (HMC II), AccuGuide autoguidance and AFS Connect telematics
- Power Beyond is standard
- ISOBUS Class II or III optional

The equipment packages can be changed by Case IH without prior notification. Please contact your local dealer for the latest configuration.











# FEEL GOOD - WORK WELL

A workplace as comfort zone

Enough space to work and feel comfortable without worries: Take a seat in the large, luxurious, operator-oriented and intuitive cab of the Optum AFS Connect. Through the use of high-quality materials, the focus on outstanding craftsmanship and a special sense for every detail, we enable comfort at the highest level. Benefit from smart and practical storage solutions, the new AFS Vision Pro operating system, a high-definition monitor, the optimised Multicontroller and so much more.



# LEADING COMFORT – FURTHER DEVELOPED

An innovative cab like no other

**THE TOTALLY NEW CAB OF THE OPTUM AFS CONNECT IS PROOF OF OUR PASSION FOR INDUSTRY-LEADING TECHNOLOGY WITH AN UNMATCHED LEVEL OF QUALITY.**

## MAXIMUM PRODUCTIVITY - EVEN AFTER DARK

Some days are longer than others. When you have to work at night, up to 22 powerful LED headlights brightly illuminate 360° around the tractor, giving you the best view of your implements. The follow-me-home function lights your way home even after leaving the cab.

## TAKE A SPECIAL SEAT!

The new heated and ventilated red leather seat of the Optum AFS Connect keeps you cool or warm, but in any case comfortable every month of the year.

## ACCESS MANAGEMENT

Case IH has integrated useful functions into the key fob. Apart from locking and unlocking the cab with the push of a button, the new key fob also protects against unauthorized access and theft, since the tractor won't start without a recognized key.







CAB



#### FEATURES

- New storage possibilities
- New entry steps
- New monitor - handy - tablet holder
- New cable routing through rear window
- New soundsystem
- New front wiper
- New cameras
- Bigger class areas - bigger frame
- Small A-pillar display
- Best 360 degrees visibility



**BETTER VIEW**

Heated, electronically-telescoping mirrors are controlled from inside the cab for greater comfort. The operator always has the best overview of his or her surroundings, even when using large implements in confined spaces.

**360-DEGREE VISIBILITY**

The Optum AFS Connect can be fitted with optional front and rear cameras. A wireless camera is also available which could for example be mounted on an implement to transmit video directly to the AFS 1200 monitor.

**LOW NOISE LEVEL**

Noise levels are extremely low at 66dB(A), making long operating periods a pleasure.

**SAFE ENTRY**

The new steps are generously-sized and illuminated, allowing safe, easy access to the cab.

**COMFORTABLE RIDE**

The Optum AFS Connect cab suspension provides a smooth, comfortable ride in the field and on the road.

**COOL DRINKS FOR HOT DAYS**

A cooling box under the co-driver seat provides enough space for cool drinks even on long days.

**SOUNDS LIKE FUN**

The Optum AFS Connect features an excellent radio with 4 speakers and a powerful subwoofer. You won't want to listen to music anywhere else!

**IMPROVED VENTILATION WITH A FRESH BREEZE**

To keep the windows in the cab free of condensation on cool, wet days while staying comfortable on hot days, the airflow in the cab has been further improved.



## STANDARD AND DELUXE FABRIC OR DELUXE LEATHER CAB PACKAGES

Welcome to the premium class

Optum AFS Connect tractors are available with a selection of cab trim packages. No matter if you choose the Standard, Deluxe Fabric, Deluxe Leather or the Active Leather cab package, you'll get a premium working environment that meets your operation's needs. No other tractor comes close the operating comfort and ergonomics of the new Multicontroller armrest, from which you can control all the important functions of your machine.

The Standard cab trim package (without cab suspension) is an economical solution with many details to maximise productivity and user friendliness on those long working days. If you'd like even more comfort and more features, you'll love our Deluxe cab with mechanical cab suspension. Perfect for demanding customers who want to work quickly, precisely and safely.

### STANDARD CAB - FEATURES

- Standard steering wheel
- Deluxe fabric seat
- Fabric passenger seat
- Rubber floor mats
- Standard radio
- Front sun shade
- Manually adjustable mirrors

### DELUXE FABRIC OR LEATHER CAB - ADDITIONAL FEATURES

- Mechanical cab suspension
- Leather steering wheel
- Active fabric seat or leather seat with heating
- Radio with Bluetooth
- Front, rear and side sun shades
- Electrically adjustable and mechanically telescoping wide-angle mirrors
- Front and rear cameras factory installed
- Additional USB connections, 3-pin and 230V power sockets



# ACTIVE LEATHER CAB PACKAGE

For those who want more

For those who would like even more comfort, Case IH offers the Active Leather Cab with mechanical cab suspension. A ventilated premium leather seat, leather steering wheel, leather passenger seat and carpeted floors give you a feeling of pure luxury as you work efficiently and productively. This package also includes standard front and rear cameras, giving you the best overview of your surroundings and greatly reducing the risk of accidents.

## ACTIVE LEATHER CAB - STANDARD FEATURES

- Mechanical cab suspension
- Leather steering wheel
- Premium leather seat with active suspension, heating and ventilation
- Leather passenger seat
- Carpet
- Bluetooth radio with high-performance speakers
- Front, rear and side sun shades
- Electrically adjustable and electrically telescoping wide-angle mirrors
- Front and rear cameras factory installed
- Accent lighting
- Additional USB connections, 3-pin and 230V power sockets





# PRODUCTIVITY MADE EASY

## Smart operating with only a few moves

You and your employees always have a lot to do. That's why we've been thinking about how we can make your everyday work life even easier. The result is the innovative Multicontroller armrest: It enables a fast reset of preferences when changing drivers or changing jobs and places 95% of the most commonly used functions right at your fingertips. Many functions can be operated either via the touchscreen or via a new turn-and-press encoder dial, for that same personalised operation.

### AN IDEAL SOLUTION FOR ALL

Everyone should benefit from this innovation: The armrest position can be adjusted in four directions to suit any driver.



THE MONITOR PIVOTS  
THROUGH 52 DEGREES  
SO YOU CAN HAVE IT JUST  
WHERE YOU WANT IT.





1

**NEW 12-INCH AFS PRO 1200 MONITOR**

with touch screen and Bluetooth® capabilities  
- powered by the new AFS Vision Pro operating system:  
just like using a smartphone or tablet

2

**MULTICONTROLLER ARMREST**

Proven design now features a dial encoder for  
total control at your fingertips

3

**INTEGRATED ENCODER OPERATING SYSTEM**

Easy to use and navigate the AFS Monitor

4

**CONFIGURABLE HOT KEYS 1-4**

5

**CONFIGURABLE HOT KEYS 5 - 8**

6

**PRE-PROGRAMMED HOT KEYS**

7

**CONFIGURABLE, COLOR-CODED**

Electro-hydraulic remote (EHR) levers

8

**MULTIFUNCTION HANDLE**

Puts 95% of the commonly used controls at your fingertips

# MULTI-CONTROL = MULTI **PROGRESS**

## Adaptability and comfort rethought

### AT YOUR FINGERTIPS

The ergonomic Multicontroller was redesigned to include reconfigurable tractor functions. It's easy to reach on the armrest and features more functionality than ever before, including control of the front and rear remote valves, all transmission settings as well as ISOBUS functions.



1 **ACCUGUIDE ENGAGE**

2 **CUSTOMISABLE CONTROLS FOR EACH DRIVER'S PREFERENCES**  
The four freely-configurable buttons on the Multicontroller can be personalised with whatever functions you like so everything is always in reach. Choose from engine settings, electrical remote valves, Precision Farming, transmission, heating and air conditioning, phone and more!

3 **UP/DOWN SHIFT**

4 **POWERSHUTTLE**  
Additionally on the right hand side. This gives the operator the best flexibility to change directions.

5 **CONFIGURABLE HYDRAULIC REMOTE VALVES**  
4 buttons on the remote valve pad can be mapped to any remote valve. The shift button on the back activates the float position.

6 **FRONT AND REAR THREE-POINT LINKAGE**  
Front three point linkage in combination with shift button on the back

7 **THUMB WHEEL FOR TARGET SPEED ADJUSTMENT**

8 **HEADLAND MANAGEMENT CONTROL II (HMC II)**

9 **ISOBUS**  
11 buttons can be used to control ISOBUS functions





# HIGHEST DEMANDS NEED AN OVERALL CONCEPT

## Smart gadgets for every situation

### EXCLUSIVE ENCODER KNOB

The integrated encoder allows an easy navigation and an accurate AFS monitor set-up under harsh field condition. Pushing the encoder opens the adjustment menu of your:

- Hydraulic system
- Engine
- PTO
- Radio & mobile phone
- Work lights
- Three-point linkage
- Heating system

The encoder gives you a sure touch and ergonomics especially while driving even in the most severe conditions so you are always in control.

### A-PILLAR DISPLAY

The newly-designed colour display mounted on the A-pillar shows the driver an overview of the most important data regarding the fuel tank, AdBlue fill level, coolant temperature, transmission, rear hitch, PTO speed and ground speed. Its slim design fits unobtrusively into the A-pillar so as not to block your view out the front windscreen or side window.

### THE MOST IMPORTANT FUNCTIONS

The control panel on the armrest has been completely redesigned. The buttons are grouped and colour-coded so you can tell them apart more easily. Transmission and engine-related function buttons are orange, for example, while PTO buttons are yellow.

CAB



# AFS PRO 1200 TOUCHSCREEN MONITOR

The high-res allrounder



## SETTINGS JUST FOR YOU

The AFS Pro 1200 monitor gives you an overview of all tractor functions. It's easy to optimise the hydraulics, PTO, engine and transmission. Just use the Case IH encoder and shortcut keys for total control of your tractor's functions.



## VIDEO INPUT

The monitor can show live video from up to four cameras. One camera at the front and one at the rear can be factory-installed. A wireless camera is also available which could for example be mounted on the rear of large implements such as a trailer or baler. This makes backing up with large implements easier than ever.



## THE FREEDOM OF AUTOMATION WITH HMC II

The Optum CVXDrive AFS Connect includes as standard the innovative headland management system HMC II to automate repeating processes. To increase productivity, processes can be recorded in real time while you work, or by inputting commands on the AFS monitor. Save valuable time in the headland and concentrate on your work.



## EVERYTHING IN VIEW

The high-res AFS Pro 1200 is as easy to use as your smartphone. Each driver can configure and save submenu and shortcut options to suit their needs.





**EVERYTHING UNDER CONTROL**

This lets every driver utilise the full potential of the machine without annoying reconfiguration of preferences.

**THE FREEDOM OF CONTROL**

ISOBUS is a modern tractor/implement interface which allows the implement's operating screens to be displayed on the AFS Pro 1200 monitor. You don't need another monitor, saving you money. ISOBUS III allows the implement to control elements of the tractor, for example the remote valves, PTO, the position of the rear hydraulics and ground speed.



**THE FREEDOM OF CHOICE**

The AFS Pro 1200 monitor allows you to choose from over 100 functions to assign to eight freely-programmable keys. Functions like radio volume, air conditioning fan speed or to answer/end phone calls can then be easily operated using the programmable buttons on the Multicontroller or on the Integrated Control Panel (ICP). Your drivers always have the ideal settings at their fingertips.



**PERFORMANCE MONITORING**

The monitor also records total performance and daily stats. All data is sent directly from the AFS Pro 1200 monitor to your MyCase IH platform for further analysis.









# DESIGNED TO PERFORM

Discover the next level of profitability!

Only the best is good enough: Engine, transmission and chassis of the Optum AFS Connect set new standards in performance, efficiency and environmental compatibility. Thanks to the brilliant construction, even the heaviest implements are no problem. Enjoy your ride and protect your soil at every time – with maximum traction and non-slip drive.

# ENTER THE FUTURE: START THE ENGINE

We keep progress moving!

THE FPT ENGINE IN THE OPTUM AFS CONNECT WAS DEVELOPED IN HOUSE TO DELIVER BETWEEN 250 AND 300 RATED HORSEPOWER. THE PATENTED, HIGHLY-EFFICIENT HI-ESCR2 EXHAUST GAS TREATMENT MEETS EURO STAGE V EMISSIONS STANDARDS WITHOUT ADVERSELY IMPACTING THE PERFORMANCE OF THE ENGINE.

## INTELLIGENT, ECONOMICAL AND POWERFUL

The six cylinder 6.7 litre FPT engine with high-pressure Common Rail injection is equally suited to field work and road transport. The unique design of engine block and oil pan was tailored specifically for heavy load applications. Thanks to the intelligent APM engine/transmission management system, the powerful engine operates at low RPM, raising efficiency to the next level.

## UP TO ANY CHALLENGE

A broad constant performance range and a superior torque rise of 40% guarantee easy going even in the toughest situations. The Optum 300's engine delivers 1,282 Nm of torque starting at just 1,400rpm, protecting components and keeping fuel consumption low.

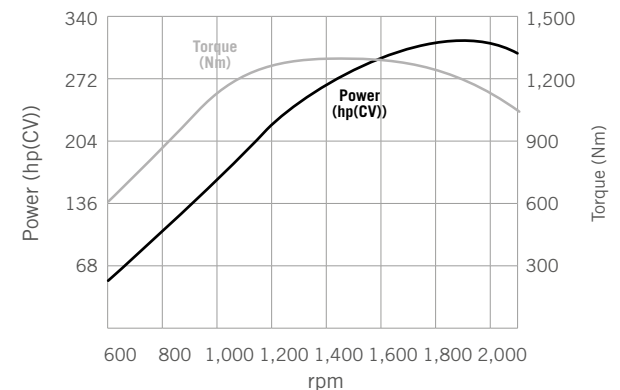
## POWERFUL TURBO WITH VARIABLE GEOMETRY

The blades of the eVGT turbocharger are electronically adjustable depending on load and engine speed, resulting in optimal boost pressure. At the same time, optimised combustion provides greater torque with low fuel consumption.

## MAINTENANCE-FRIENDLY FROM EVERY ANGLE

Daily maintenance is easily managed thanks to the bonnet which lifts open in one piece. The diesel tank has an incredible capacity of 630 litres, letting you work all day without stopping to refuel.

OPTUM 300 CVXDRIVE







**MAINTENANCE-FREE  
AFTERTREATMENT  
SYSTEM**

**HVO FUEL APPROVED**



**+25% EXTENDED  
SERVICE INTERVALLS  
(750 HOURS)**

**OPTIONAL WITH  
REVERSIBLE ECO-FAN**

**FPT**  
POWERTRAIN TECHNOLOGIES  
**Hi-eSCR2**

#### **ADVANTAGES**

- FPT engine technology from 250 to 300hp (rated) all Stage V compliant
- Hi-eSCR2 exhaust gas treatment without particle filter
- eVGT turbocharger for a faster engine response and increased torque
- APM Automatic Productivity Management and ECO Drive helps to cut fuel consumption
- Industry exclusive variable pitch van option
- 630 litres fuel tank capacity and 96 litres AdBlue tank
- Optional high power retarder with automatic mode
- 750 hour service interval



# CONTINUOUSLY VARIABLE – PERMANENTLY EFFICIENT

Perfect interaction between engine and transmission saves fuel

**THE CVXDRIVE CONTINUOUSLY VARIABLE TRANSMISSION IS BUILT TO SIMPLY DELIVER THE EXACT SPEED FOR YOUR OPERATION WITHOUT COMPROMISE.**

## **THE POWER OF EXPERIENCE**

Seamless range changes, from standstill to top speed, integrated creep speeds and double-clutch technology - the CVX Drive transmission offers all this plus active hold control (more on this on page 33).

## **FUEL EFFICIENCY THANKS TO APM, NO MATTER THE JOB**

The APM automatically controls the tractor's speed depending on the optimal engine speed and gear ratio to maximise performance and to reduce running costs. The driver need only move the Multicontroller or step on the foot throttle, APM takes care of the rest. For even greater fuel economy, top speed is achieved at just 1,550rpm – perfect for transport work.


## **ECODRIVE SPLIT THROTTLE**

The ECODRIVE manual throttle allows the driver to preselect minimum and maximum engine speeds, adjusting engine speed range to work at hand. This helps you to save fuel.



## CVXDRIVE TRANSMISSION – SEAMLESS ACCELERATION BETWEEN 0-50KPH

**SUMMATION PLANETARY GEAR – COMBINES DRIVE SPEEDS OF THE ENGINE AND HYDROSTAT UNIT FOR ACTIVE HOLD CONTROL**



**SYNCHRONIZER FOR GEARS 1 AND 2 AS WELL AS 3 AND 4**

**FOUR MECHANICAL DRIVE RANGES WITH AUTOMATIC RANGE CHANGES**

**DOUBLE CLUTCH TECHNOLOGY - CLUTCH A / CLUTCH B**

### A NEW DRIVING EXPERIENCE WITH CUSTOMISABLE TRANSMISSION SETTINGS

Case IH software engineers have enhanced the performance and driveability of the CVXDrive with new APM control features that deliver smoother and more responsive characteristics, increasing uptime in the field. Drivers can choose between three pre-defined settings or customise the settings according to their needs, easily and quickly via the AFS Pro 1200 display.

- Acceleration / deceleration
- Shuttling speed
- Drive pedal behaviour



**SIMPLE TO OPERATE  
SET THE SPEED –  
APM TAKES CARE OF THE REST**

# READY FOR ANY ACTION

Agility and power in perfect harmony

**WITH AN EXCELLENT POWER-TO-WEIGHT RATIO AND A HIGH MAXIMUM PERMISSIBLE WEIGHT, CASE IH OPTUM TRACTORS ARE STRONG IN THE FIELD AND ON THE ROAD.**



## PERFECT SOIL CONTACT

The suspended front axle with 110mm travel is designed with a double-acting cylinders for a comfortable ride on the road and optimal power transfer in the field. You can get more done in less time.

## AGILE AND STABLE

The axles of the Optum AFS Connect were developed in-house and designed for the heaviest loads. The engine is mounted on a 270kg frame which can easily handle the loads created by the front linkage and front axle carrier. Add in the heavy-duty axles for a max. gross vehicle weight of 16,800kg, of which 6,300kg are available as payload, making your Optum AFS Connect even more versatile.

## TRACTION FOR EVERY ACTION

The small turning radius of 7.7m and the automatic all-wheel-drive and differential lock management system makes you agile in the field. Reduced slip further improves efficiency and saves on fuel. All parameters for the activation and deactivation of the all-wheel-drive and differential lock can be easily set or adjusted from the AFS Pro 1200 monitor.


## SUCCESS IS IN THE AIR

The optional tyre pressure monitoring system can monitor up to 16 wheels (including trailer wheels). It's operated entirely via the AFS Pro 1200 monitor, where setpoints can be inputted to give your productivity another boost. A deviation from the setpoint immediately generates a warning message on the display.

**FRONT AXLE SUSPENSION WORKS  
IN BOTH DIRECTIONS: MORE COMFORT,  
BETTER TRACTION AND SAFETY.**







- Stable construction - high payload thanks to increased maximum permissible total weight of 16,800kg
- Optional engine block side frame increases the stability of the driveline
- Braked and suspended Class 4.75 front axle with 105mm travel
- Maximum permissible front axle load of 6,300kg
- Reinforced axle with four planetary gears for a long service life
- Four high-performance brake discs on the rear axle ensure for security
- 4WD and differential lock management
- Turning radius of just 7.7m
- Front axle suspension increases stability and traction

# OUR FOCUS: YOUR SAFETY

We care about you and protect what's important.

**SAFETY IS A CRITICAL FEATURE OF AGRICULTURAL MACHINERY WHICH STRONGLY INFLUENCES THE DEVELOPMENT OF OUR PRODUCTS. THE OPTUM AFS CONNECT IS EQUIPPED WITH STATE-OF-THE-ART TECHNOLOGY TO IMPROVE SAFETY ON THE ROAD AND IN THE FIELD, WITHOUT BURDENING THE DRIVER WITH EXTRA STEPS.**

## SMART BRAKING

The highly-efficient retarder (engine back-pressure brake) with automatic mode provides additional braking power of up to 149kW. This reduces service brake use by 30%, significantly increasing its service life and helping you save operating costs.

## ACTIVE HOLD CONTROL - INCLUDED AS STANDARD

The continuously-variable CVXDrive transmission features active hold control, letting you stop and start on slopes without using the clutch or brake. An electronic parking brake which automatically releases when a gear is selected is also provided as standard.

## AN INNOVATION FOR MORE BRAKE SAFETY

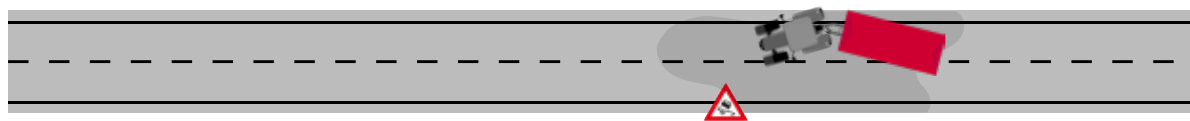
The Advanced Trailer Brake equipped on the Optum AFS Connect tractors enhances safety in tricky situations. The patented system actively recognizes the current driving situation as well as changes to the load on the flywheel and stabilises the tractor by means of pulsed activation of the pneumatic trailer brakes. It also stabilises the tractor and trailer combination when decelerating either by pulling back on the Multicontroller or using the brake pedal and helps tractor and trailer to stay in line.







WITHOUT ADVANCED TRAILER BRAKE SYSTEM



WITH ADVANCED TRAILER BRAKE SYSTEM



THE ADVANCED TRAILER BRAKE SYSTEM ACTIVELY RECOGNISES THE CURRENT DRIVING SITUATION AND STABILISES THE TRACTOR AND TRAILER COMBINATION BY USING THE TRAILER'S BRAKES.









# CHALLENGE ACCEPTED

High-performance for every task

PTO options are an essential part of your success. That's why we combine our expertise only with state-of-the-art components to create a result you can rely on every time. You can hassle-free use power-hungry implements such as wood chippers or square balers – and there are no limits to further options.

A perfectly balanced, high-performance hydraulics system in combination with first-class high-capacity displacement pumps helps you through all the big and small challenges of everyday work.

We also thought about a more comfortable working experience – with new backlit toggle switches to operate the remotes and freely programmable remote valves.







# POWER EXACTLY WHEN AND WHERE YOU NEED IT

Massive PTO output at low rpm

IN DIFFICULT FIELD CONDITIONS, THE NEW OPTUM AFS CONNECT SHOWS WHAT IT'S MADE OF AND IS DELIVERING ITS BEST PERFORMANCE – WITH A HEAVY DUTY PTO, WHICH IS PERFECTLY MATCHED TO THE HIGH ENGINE POWER OF THE TRACTOR.



INTUITIVE LAYOUT FOR THE AUTOMATIC ON/OFF SETTING FOR THE HEIGHT-DEPENDANT FRONT AND REAR PTO

## MORE OPTIONS – MORE EFFICIENCY

The Optum AFS Connect comes with 4 rear PTO speeds as standard (540/540E/1,000/1,000E). The ECO speeds are achieved at a low engine speed of 1,600rpm, significantly lowering fuel consumption. You can also choose an additional ECO speed for the front PTO (1,000/1,000E). The speeds are selected electronically via the AFS Pro 1200 monitor.

## OPERATING SMART AND SAFE

Naturally, the Optum AFS Connect offers a soft start mode and a hydraulic PTO brake in addition to the automatic PTO. These functions can easily and efficiently be saved in the HMC II headland management control system (equipped as standard) and called up as needed.

## ADVANTAGES

- 4-speed PTO standard at the rear
- 2-speed PTO optional at the front
- Front and rear PTO automatic
- Soft start PTO is gentle to your implements
- PTO operation can be fully integrated in the Headland Management Control II



	PTO speeds	Engine speeds [rpm]
4-speed rear PTO	540 / 540E / 1,000 / 1,000E	1,930 / 1,598 / 1,853 / 1,583
2-speed front PTO	1,000 / 1,000E	1,886 / 1,585

# THE PERFECT MATCH: OUR HIGH-PERFORMANCE HYDRAULICS SYSTEM

We know, how to work best under pressure

**AT CASE IH, WE KNOW THAT A HIGH UTILISATION RATE HAS A POSITIVE INFLUENCE ON YOUR TRACTOR'S OVERALL ECONOMY. THAT'S WHY WE DESIGNED THE HYDRAULIC SYSTEM TO BROADEN THE OPTUM AFS CONNECT'S RANGE OF USES. WITH EVEN MORE PERFORMANCE AND PRECISION, YOUR MACHINE CAN HANDLE ANY CHALLENGE.**

## GO AHEAD AND BRAG

The heart of the hydraulic system is a perfectly suited pressure flow compensating pump with a flowrate of 220l/min. It supplies up to 5 electro-hydraulic remote valves at the rear as well as three mid-mounted remotes with an incredible, continuous lifting capacity of 11,058kg. Up to four plug-in couplings and a return line can also be installed. The fully-integrated front linkage with optional position control lifts an impressive 6,016kg, carrying the heavy front tanks of seed drills with ease.

## SUCCESS UNDER PRESSURE

A Power Beyond connection is available for implements with a load sensing controller. The machine is also provided with a pressureless return line. An oil volume of 90l (standard) means even large hydraulic cylinders can be supplied with enough fluid.

## YOU'VE NEVER HAD SO MUCH FREEDOM

The controls for the remote valves set a new standard in configurability and comfort. Use the high definition AFS Pro 1200 monitor to assign 4 remote valves to hot keys on Multicontroller, or to the electrical joystick. The backlit toggle switches change colour depending in which remote valve has been assigned to them – another Optum AFS Connect first.

## NEW LAYOUT FOR REMOTE VALVES

The new couplings can be connected under pressure from both sides, making the daily work of attaching and removing implements even faster and more comfortable. The colour-coded inlet and outlet sides prevent errors in attaching the implements.



**SHORTCUT KEYS BRING YOU DIRECTLY TO THE SETTINGS MENU TO CONFIGURE YOUR REMOTE VALVES.**







CONFIGURABLE CONTROL SWITCHES WITH CHANGING COLOURS ALLOW INDIVIDUAL ASSIGNMENT OF THE REAR CONTROL UNITS





 Slip  
**3 %**

---

 Engine Power  
**91 %**





# NEXT LEVEL OF PROFITABILITY

Welcome to a smart and eco-friendly future

As one of the leading agricultural manufacturers of precision farming technology, Case IH helps you to enhance your output and to be fit for the future.

Therefore, we offer a wide range of applications that combine information input and the unique AFS Connect telematics portal into a goal-oriented data management system for registered machines. Of course, this also includes full ISOBUS compatibility and the HMC II headland management system.

Get ready for repeatable accuracy, reduced overlaps, lower operating costs and maximisation of profits – get ready for advanced farming!



# WORK SMARTER, NOT HARDER: CASE IH AFS™

Maximum precision for your success

**CASE IH ADVANCED FARMING SYSTEMS (AFS™) HAVE BEEN AT THE FOREFRONT OF PRECISION FARMING FOR MORE THAN A DECADE. CASE IH AFS TOOLS INCLUDE EVERYTHING YOU NEED TO ACHIEVE REPEATABLE ACCURACY DOWN TO 1.5CM, REDUCE OVERLAPS, CUT OPERATING COSTS AND MAXIMISE YOUR PROFITABILITY.**



## INDUSTRY-LEADING PRECISION

The new Optum CVXDrive AFS Connect is equipped with three new system components which enable you to configure precision farming functionality and tractor systems the way you want them:

- AFS Pro 1200 High-Definition touchscreen monitor: designed for intuitive navigation, the remote display viewing connects operators with farm managers seamlessly, and Bluetooth® capabilities pair the display with a mobile phone.
- New AFS Vision Pro operating system: enables you to configure precision farming functionality, tractor systems and connectivity to your operating preferences.
- AFS Vector Pro receiver: streamlines guidance correction options, ranging from base (WAAS and AFS 1) to medium (AFS 2) to high (RTK and AFS RTK+) accuracy levels.

## RTK+ 1.5CM ACCURACY LEVEL

AFS RTK+ is a cellular-based correction guidance that allows producers to easily achieve repeatable accuracy down to 1.5cm, reduce overlaps and cut input costs and maximise your yield potential. Thanks to RTK Fill, signal losses can be bridged for up to 20 minutes as soon as the machine starts up. Just keep going without interruption – and maintain ultimate precision.

## ALWAYS ON TRACK WITH ACCUGUIDE

The fully-integrated AccuGuide guidance system helps you complete your field work and improve your agronomic performance. It ensures pass-to-pass accuracy and reliability, regardless of the season, operation or patterns (field, circle, curved, heading, spiral and straight) to reduce overlaps and skips.

## ADVANTAGES

- Range of signal accuracies available (WAAS, EGNOS Novatel, AFS1, AFS2 and AFS3 RTK signals)
- Receivers use GPS, Galileo, BeiDou and GLONASS to increase uptime in challenging environments
- Optional high accuracy RTK+ signal with accuracy levels close to 1.5cm
- Integrated Accuguide auto-guidance for Optum AFS Connect
- X-Fill bridges RTK+ signal gaps of up to 20 minutes





# DIGITAL FLEXIBILITY: AFS CONNECT

Find your own new way of farming!



**AFS CONNECT LETS YOU REMOTELY MONITOR AND MANAGE YOUR FARM, FLEET AND DATA, ALLOWING YOU TO OPTIMISE YOUR PERFORMANCE, PRODUCTIVITY AND FLEXIBILITY. EFFICIENTLY VISUALISE YOUR EQUIPMENT WITH LITTLE TO NO IDLE TIME. WITH ALL THE INFORMATION AT YOUR FINGERTIPS, YOU CAN SUCCESSFULLY MANAGE YOUR OPERATIONS ANYTIME, ANYWHERE!**

**3 YEARS  
AFS CONNECT  
SERVICES INCLUDED**

## USER-FRIENDLY INTERFACE

- New, intuitive and redesigned interface with all information at your disposal
- Ergonomic platform divided into 3 sections: fleet, farm & data

## TIME-SAVING MANAGEMENT

- Visualisation of data from multiple machines in one field
- Manage your activity & transfer data from your office to machines and vice versa

## MAXIMUM PRODUCTIVITY-ENHANCING DECISION MAKING

- Notifications & visualisation of critical operating parameters
- Connect and share securely with Application Programming Interface (API)

## RECEIVE UPDATES ON YOUR DAILY OPERATIONS

- See, share and manage data on the go, in real time, from any device
- View updated machine telematic data and fault codes remotely

## THE ULTIMATE SOLUTION FOR WHEN YOU'RE ON THE MOVE

- Live vehicle map lets you find machines' locations and get driving directions
- Share vehicle info, location and directions with various apps (e.g. WhatsApp) on your phone



## YOUR ALL-NEW DESTINATION FOR CASE IH PRODUCT SUPPORT

MYCASEIH is a new free cloud-based platform which gives you a single place to log in for access to everything related to your Case IH farm equipment. Find an overview of all your machine and equipment, manage your users and access a support knowledge section with operator manuals, support documents, parts catalogues and more. The platform is available on all devices: smartphone (Apple & Android), tablet and desktop.

VISIT US AT  
[MY.CASEIH.COM](http://MY.CASEIH.COM)







## FARM MANAGEMENT

GET MORE DONE EACH DAY  
OPTIMISE YOUR TIME BY EASILY ORGANISING YOUR FIELDS,  
APPLICATIONS AND AGRONOMIC DATA

### MANAGE YOUR COMPANY

Managing your fields and your data can be time-consuming. AFS Connect optimises your time by easily organising your fields, applications and agronomic data.

With a wealth of information at your fingertips, you can boost your operation's performance.

**Data visualisation:** access agronomic data in near real-time for all your seeding, application and yield activities. Included: topographic, weather, equipment, or prescriptions information.

**Reporting:** capture all of your critical farming information on the go or directly from your equipment. Plan upcoming activities, manage logistics, share data with your trusted advisors and make informed decisions.

**Usability:** Keeping track of everything going on in your operation has never been easier. Whether you're on the road, in the field or at the office, the intuitive user interface keeps you informed.



## FLEET MANAGEMENT

TRACK, MONITOR & MANAGE YOUR ENTIRE FLEET  
EFFICIENTLY TRACK YOUR EQUIPMENT'S LOCATION &  
VIEW MACHINE PARAMETERS IN REAL TIME

### MANAGE YOUR PRODUCTIVITY

When all your equipment operates efficiently with little to no idle time, you have the peace of mind that comes with working smarter and knowing that you're doing all you can to make the most of each growing season.

**Fleet overview:** access key information with detailed performance values for each machine by vehicle type. The map overview allows visualisation of connected equipment to more efficiently execute infield operations and coordinate the fleet.

**Vehicle details page:** access recent machine operations and get a 7 day report of the vehicle status by hours and fuel usage.

**Alerts history and notifications:** view and filter the faults shown to the operator on the in-cab displays. Configure and setup notifications such as vehicle speeds, oil temperature, engine load or fuel level and receive them via web or via text messages.



## DATA MANAGEMENT

CONNECT AND SHARE DATA  
SECURELY SHARE YOUR FARM DATA WITH TRUSTED  
PARTNERS, ANYTIME, ANYWHERE

### MANAGE YOUR DATA EXCHANGE

Seamlessly manage, share and move data – all while ensuring you stay in complete control with your preferred trusted business partners.

**Secure data sharing:** Securely share selected data with trusted partners while keeping complete control over who can access each piece of generated data.

**Third-party partners:** wirelessly transfer two-way data between AFS Connect and trusted third-party suppliers (AgDNA, Cropio, Farmers Edge™, Trimble® Ag Software, Climate Field View...) to make the most of agronomic data and drive daily management decisions.

**Solutions for mixed fleets:** Case IH customers benefit from a comprehensive solution for sharing data thanks to two recent partnerships:

- DataConnect is a new cloud-to-cloud interface, in partnership with CLAAS, 365FarmNet, John Deere and New Holland. Mixed-brand fleets owners can look forward to easier data exchange and management without compatibility issues.
- With the universal data transfer hub Agrirouter (including many other tractor and implement brands like AGCO, SDF, Krone, Pöttinger, Lemken, Kuhn, etc., list available at <https://my-agrirouter.com/en/agrirouter/brands/>) to help ensure compatibility of tractor and implement data management systems.





# NEXT LEVEL OF **PRO**ACTIVITY – WITH FULL REMOTE SUPPORT

Digital help. Anyplace. Anywhere. Anytime.

Sometimes, life gives you moments you can't afford to miss. Whether that's at the ballfield or simply joining the family around the dinner table, AFS Connect helps put you where you want to be. You don't need to be in the cab to see exactly what the operator is seeing.

With the new AFS Pro 1200 monitor, you are able to utilise remote display viewing capabilities, remotely diagnose maintenance and service issues and receive machine software updates automatically.

## REMOTE DISPLAY VIEWING

No matter where they are, a farm manager or dealer can easily see exactly what the operator is seeing on the screen in the tractor cab.

## REMOTE SERVICE SUPPORT

There's no time for downtime. Now, you can work with your local Case IH dealer to remotely diagnose maintenance and service issues and identify the parts you need to stay up and running.

## FIRMWARE OVER THE AIR (FOTA)

Your dealer can update your operating firmware wirelessly, giving you the advantage of new features, functionality and enhancements.

## ADVANTAGES

- Keep operators in the field and in the cab
- Optimise your time
- Better and more-informed management decisions



# REACH THE SUMMIT OF **PRODUCTIVITY!**

HMC II headland management and AccuTurn Pro plus integrated ISOBUS compatibility

ADVANCED  
FARMING

AEF Certified



## HMC II – AUTOMATED HEADLAND TURN

Optum models feature Headland Management Control II, which is designed to assist the driver when turning at the headland. Each step can be programmed either by time or distance travelled. In addition, triggers for various other automated functions can be set, such as lowering the engine speed after lifting the implement. A headland sequence can be recorded while driving or programmed on the stand. The sequence can be played back manually or automatically via the the Multicontroller or the AFS Pro 1200 monitor.

## ISOBUS CLASS III – OPTIMISED FEED RATE

With ISOBUS III, an implement can easily be controlled directly from the AFS Pro 1200 monitor. With ISOBUS III, the implement automatically controls aspects of the Optum. The tractor will automatically adjust forward speed, steering (option), hitch position and PTO speed, as well as operating remote valves depending on the implement's needs. The result is perfect cooperation and efficiency of the implement and tractor.

## ACCUTURN PRO - SMART HEADLAND TURNS

The system is fully customisable, so that you can choose between multiple turn triggers, choose to turn early or late, skip up to 12 swaths or to customise the turn path to optimise implement positioning for re-entry when using trailing implements with a long hitch.

Besides reducing skips and overlaps, it ensures your implement is square after every turn to provide the greatest agronomic benefit for your plants' growing environment

While enhancing your vehicle's turning accuracy, Accuguide's integrated guidance system helps cut fuel and labor costs which results in an increased overall productivity. The Accuguide option selection is required

## ADVANTAGES

- Headland Management Control II automates workflows for less driver fatigue and higher productivity
- ISOBUS III optional for best efficiency: the attached implement controls, for example, tractor speed, steering (option), hitch raise/lower and PTO speed.
- AccuTurn Pro combines automatic steering and headland turning functions for complete automation





A red Case IH 300 tractor is shown in a field at sunset. The tractor is the central focus, with its large front tire and headlight clearly visible. The background is a soft, golden glow from the setting sun over a field of crops. The overall mood is professional and reliable.

## NEXT LEVEL OF **PROTECTION**

The reassurance of great maintenance and warranties

The same applies to the service area as to all our machines and products: Only the best is good enough. We are always there for you if you have a question or need uncomplicated and quick help. To do this, we use our strong local network and all the possibilities of the digital age. You also benefit from our carefully thought-out service packages and programs. All parts of our machines meet the highest quality standards – but if something should break, we have the necessary expertise, can guarantee fast response times and offer a wide range of original spare parts. You can rely on us: we always take care of you and your business!



# UPTIME IS ALWAYS ON OUR MIND.

Because it's always on yours

## KEEP DRIVING!

When there's a busy day ahead of you, the last thing you want is to waste time on servicing your tractor. When you run an Optum tractor, daily checks and regular maintenance are easy and quick. For example, the radiator package is easy to clean and the air filter is conveniently located for quick inspection. Just make your quick checks and drive off!

## MAXIMUM UPTIME, MINIMUM SERVICE COSTS

The Optum AFS Connect with HI-eSCR2 engine technology keeps you working, reducing maintenance and costly downtime to a minimum. The long 750 hour service intervals are just one of the many features that drive down your maintenance and service costs.

## REMOTE CAPABILITIES

Added connectivity helps to maximise uptime and keep operators in the field via support features available in the Optum CVXDrive AFS Connect:

- Remote service support: allows dealers to remotely identify maintenance and service needs, to proactively determine what parts are needed, without ever needing to visit the operation.
- Remote display viewing: allows a farm manager or dealer to view exactly what an operator is seeing on the AFS Pro 1200 display in the cab.
- Firmware Over-the-Air (FOTA): **allows dealers to push wireless updates to operating firmware.**







# SERVICE TEAM

Be a farmer, we take care of the rest

**THE CASE IH SERVICE TEAM, A STRONG DEALER NETWORK BACKED UP BY LOCAL CASE IH MARKET TEAMS, INDUSTRY-LEADING CASE IH SUPPORT TOOLS, MODERN TRAINING METHODS, BEST-IN-CLASS SPARE PARTS SUPPORT AND LOGISTICS PERFORMANCE: THESE PROVIDE CASE IH CUSTOMERS WITH EXCELLENT ALL-ENCOMPASSING AFTER-SALES SERVICE, KEEPING YOU FARMING!**

**GENUINE PARTS**  
WE KEEP YOUR EQUIPMENT RUNNING.

Your local Case IH dealer and our dedicated 24/7 parts call centre technicians and their logistics colleagues are all part of the Case IH ServiceTeam network. They're highly trained to give you expert advice and solve problems, ensuring the correct, genuine Case IH parts are located and dispatched right away, reaching you next day or sooner to keep your machine in top condition.

**MAXSERVICE**  
AROUND THE CLOCK. AROUND THE COUNTRY.

When you're working around the clock, MaxService ensures you're never alone. It's a dedicated helpline that connects you to the Case IH ServiceTeam 24/7. Call technicians at your local dealer are ready to assist with technical advice, software solutions and genuine parts ordering. At peak season, we can keep you farming with breakdown assistance.

**SAFEGUARD WARRANTY**  
SAFEGUARD THREE-YEAR WARRANTY

The best things come in threes: Our extremely high quality standards and continual improvements to our products have allowed us to offer a 3-year factory warranty. The warranty covers all necessary repairs in years 2 and 3 to the extent of the base warranty. Labour and Case IH original parts are covered for every warranty repair without any unexpected cost to you. Terms and conditions apply, call your local Case IH dealer for details!

**SAFEGUARD CONNECT**  
THE PRO-LEVEL IN SERVICE.

A tailor-made Case IH service package including all our professional services helps you reach the full potential of your Optum AFS Connect telematics solutions. The package include:

- 3 years AFS Connect services
- 3 years extended warranty
- 24/7 MAXSERVICE
- Uptime Support from your expert Case IH dealer with remote diagnosis, pre-season checks and operator training.





### OPTIMAL FINANCING SOLUTION FOR EVERY INVESTMENT

CNH Industrial Capital is the captive financial services Brand of Case IH.

Each Case IH customer can rely on CNH Industrial Capital to offer a tailored financing option when choosing your Case IH equipment. Your Case IH dealer is here to assist you on your agricultural equipment choice and we can advise you on the right financing, leasing or rental solution that best matches your business and cash-flow needs. CNH Industrial Capital

agricultural financing experts alongside your Case IH dealer are fully dedicated to offering you the most adaptable finance solutions.

We support your business development and success with a wide array of machines and attachments with customised finance options, whether new or used.

- Go for a loan or hire purchase option to have full ownership from day one and manage your cash-flow over the medium and long term.
- Select finance leasing to lower your instalment and keep end of contract options whilst optimising your accounting.
- Adopt any of our Case IH Intelligent Rental Solutions powered by CNH Industrial Capital to maximise your machines' life cycle and benefit from competitive instalments with a regular renewal of your equipment to the newest technology

Extended warranty, maintenance and repair services, and various types of insurance, can be included in the pack\*.

\*Subject to credit approval. Availability of offerings and products may vary by country depending on the local fiscal and accounting regulations.

# SUSTAINABILITY

**CASE IH IS PART OF CNH INDUSTRIAL, ONE OF THE WORLD'S LARGEST CAPITAL GOODS COMPANIES. IT HAS A FIRM FOCUS ON ITS ENVIRONMENTAL RESPONSIBILITIES, AND HAS BEEN A NINE-TIME LEADER IN THE DOW JONES SUSTAINABILITY INDEX.**

Within the CNH Industrial group:

- 91% of waste is recovered
- 27.5% of water used is recycled and
- 56% of electricity used is from renewable sources.

Being a global leader in capital goods carries great responsibilities, which means that we must be accountable for every global activity we perform. Our responsibility does not stop at the factory gate, and we have made great efforts to be proactive when it comes to the broader global issues surrounding sustainability. Over the years, our work in research and development has been geared towards ensuring that our products continue to achieve increasingly high standards in terms of safety and eco-compatibility. Rather than limiting customers to a choice between low operating costs and eco-efficiency, our strategy is to offer products that deliver both.

At Case IH, our engineers are focused on producing machines that not only work on the land, but work with it too.



**REDUCE THE CONSUMPTION OF RESOURCES BY MOVING FROM FOSSIL FUELS TO A RENEWABLE ENERGY SYSTEM**



**INCREASE AGRICULTURAL PRODUCTIVITY TO IMPROVE FOOD AVAILABILITY**



**REDUCE ENVIRONMENTAL IMPACT AND OPTIMISE ENERGY CONSUMPTION IN ALL COMPANY PROCESSES**



**INCREASE OPPORTUNITIES FOR EXCHANGING IDEAS AND GOOD PRACTICES WITH ALL STAKEHOLDERS**



# ST.VALENTIN – HOME TO THE OPTUM AFS CONNECT™

Every Case IH Optum AFS Connect tractor carries the flag for Austrian engineering and manufacturing excellence. Home to the Case IH European headquarters, the St Valentin plant relies on the passion and expertise of our engineers and production workers, as well as state-of-the-art assembly lines to produce tractors ranging from 99 to 300 hp with the highest quality and precision.

Ninety percent of tractors produced here are exported, carrying our culture of excellence around the world. The CNH Industrial tractor plant in St. Valentin, Austria, performs impressively in the annual World Class Manufacturing (WCM) audit, a success that is attributed to world-class production and highly-qualified employees. WCM stands for competence, quality and performance of enthusiastic staff.

Processes are optimised and testing, as well as quality controls, follow strict regulations that go far beyond recognised industry standards. Our clear focus is to deliver machines that are ideal for leading farming businesses and contractors.



MODELS	OPTUM 250 CVXDRIVE	OPTUM 270 CVXDRIVE	OPTUM 300 CVXDRIVE
ENGINE	FPT	FPT	FPT
Number of cylinders	6		
Type	Common Rail Diesel engine with 24 valves, eVGT single turbocharger and Hi-eSCR2 only exhaust after treatment		
Emission level	Stage V		
Capacity [cm³]	6,728		
Maximum power ECE R120 <sup>1)</sup> [kW/hp(CV)]	201 / 273	212 / 288	230 / 313
... at engine speed [rpm]	1,800		
Rated power ECE R120 <sup>1)</sup> [kW/hp(CV)]	184 / 250	199 / 271	221 / 300
... at engine speed [rpm]	2,100		
Maximum torque [Nm @ 1,400rpm]	1,173	1,194	1,282
Torque rise [%]	40	32	28
Fuel tank, diesel / urea [litres]	630 / 96		
TRANSMISSION			
CVXDrive - continuously variable transmission 50kph ECO or 40kph ECO	●		
Powershuttle	●		
Rear axle diff-lock type	Multi disc wet plate with management system		
Service brake	Hydraulically operated multiple wet disc brake, self adjusting		
POWER TAKE OFF			
Type	Electro-hydraulic with Auto PTO control available		
Speeds	540 / 540E / 1,000 / 1,000E		
... at engine speeds [rpm]	1,871 / 1,598 / 1,853 / 1,583		
Shaft type Standard (Option)	1 3/8" 21 splines (1 3/8" 6 splines, 1 3/4" 20 splines)		
FRONT PTO AND FRONT HITCH			
Speeds	1,000 / 1,000E		
... at engine speeds [rpm]	1,886 / 1,585		
Max. lift capacity [kg]	6,016		
OECD lift capacity through range @ 610mm [kg]	4,487		
FOUR-WHEEL DRIVE AND STEERING (DRIVELINE)			
Type	Electro-hydraulic with management system, electro-hydraulic differential lock and active front suspension system standard		
Front axle suspension	●		
Steering angle [°]	55		
Min. turning radius <sup>2)</sup> track setting 1,930mm [m]	7.7		
HYDRAULIC SYSTEM			
System type	Variable displacement, pressure flow compensated pump		
Max. pump flow rate Standard / Optional [l/min]	165 / -	165 / 220	
System pressure [bar]	215		
Control type	Electronic Hitch Control (EHC) with cushion ride control		
Max. lift capacity through range [kg]	11,058		
OECD lift capacity through range @ 610mm [kg]	10,299		
Max. number of rear remote valves	5 electrical		
Max. number of mid mount valves with electrical joystick	3 electrical		
Remote valve timer control	1 - 60 seconds on all models		
Category type	Cat III N	Cat III / IVN	
Slip control	●		




MODELS	OPTUM 250 CVXDRIVE	OPTUM 270 CVXDRIVE	OPTUM 300 CVXDRIVE
<b>WEIGHT</b>			
Approximate shipping weight [kg]		11,530	
Permissible total weight [kg]		16,800	
Max. permissible weight front single / dual wheels [kg]		7,500 / 6,500	
Max. permissible weight rear [kg]		11,600	
<b>DIMENSIONS <sup>2)</sup></b>			
A: Max. length with front and rear lower links down [mm]		5,825	
B: Total height [mm]		3,457	
C: Minimum width across rear tyres (min./max.) [mm]		2,536 / 2,993	
D: Wheel base [mm]		2,995	
E: Height at centre of rear axle, highest point (susp.cab) [mm]		2,341	
F: Track setting front [mm]		1,858 - 2,258	
rear [mm]		Bar axle: 1,840 - 2,374	
<b>STANDARD TYRES <sup>3)</sup></b>			
Front	540 / 65 R28	540 / 65 R28	540 / 65 R30
Rear	650 / 85 R38	650 / 85 R38	650 / 65 R42
<b>BIGGEST TYRE COMBINATIONS AVAILABLE</b>			
	<b>GROUP 48</b>	<b>GROUP 49</b>	<b>GROUP 49</b>
Front	600 / 70 R30, IF 600 / 70 R 30	650 / 60 R34, IF 620 / 75 R 30 (IF 650 / 60 R 34) <sup>4)</sup>	650 / 60 R34, IF 620 / 75 R 30 (IF 650 / 60 R 34) <sup>4)</sup>
Rear	710 / 70 R42, 800 / 70 R 38 IF 710 / 70 R 42, IF 800 / 70 R 38 <sup>4)</sup>	710 / 75 R42, 900 / 60 R 42 IF 710 / 75 R 42, IF 900 / 60 R 42 <sup>4)</sup>	710 / 75 R42, 900 / 60 R 42 IF 710 / 75 R 42, IF 900 / 60 R 42 <sup>4)</sup>

● Standard Equipment    ○ Optional Equipment    - Not available    <sup>1)</sup>ECE R120 correspond to ISO 14396 and 97 / 68 / EC    <sup>2)</sup>With standard tyres    <sup>3)</sup>Other tyres on request    <sup>4)</sup>IF = Improved Flexion ==> up to 20 more load capacity at identical air pressure





     
caseih.com

 Free phone: 00 800 22 73 44 00

Safety never hurts! Always read the Operator's Manual before working with any equipment. Inspect equipment before using it, and be sure it is operating properly. Follow the product safety signs, and use any safety features provided. This literature has been published for worldwide circulation. The standard and optional equipment and the availability of individual models may vary from one country to the next. Case IH reserves the right to undertake modifications without prior notice to the design and technical equipment at all times without this resulting in any obligation whatsoever to make such modifications to units already sold. Whilst every effort is made to ensure that the specifications, descriptions and illustrations in this brochure are correct at the time of going to press, these are also subject to change without prior notice. Illustrations may show optional equipment or may not show all standard equipment. Case IH recommends **ARCELA** lubricants.

TP01 / SM / 08.21 / Printed in Austria - Cod.No. 21C0055INB

**CASE IH**